

FC1H Flow Control

Unidirectional flow with Built-In Check Valve ~ 1/8" to 2"
Carbon Steel body for working pressures to 5,000 PSI



DMIC's updated **FC1H** is now U.S. made in Buyer's choice of domestic port thread. Dual taper needle design provides fine metering at low flows and rapid response at higher flows. The first three turns provide fine response, while the final three turns provide quick response.

- DMIC's ChromaFlow color-coded design facilitates initial calibration, system documentation, and restoration of correct settings if required
- Designed for up to 5,000 PSI maximum operating pressure (see sizes for maximum working pressure)
- Integral 5 PSI poppet check valve provides free return flow
- Set Screw standard to prevent tampering
- For OEM production quantities, optional "fine" needle profile available

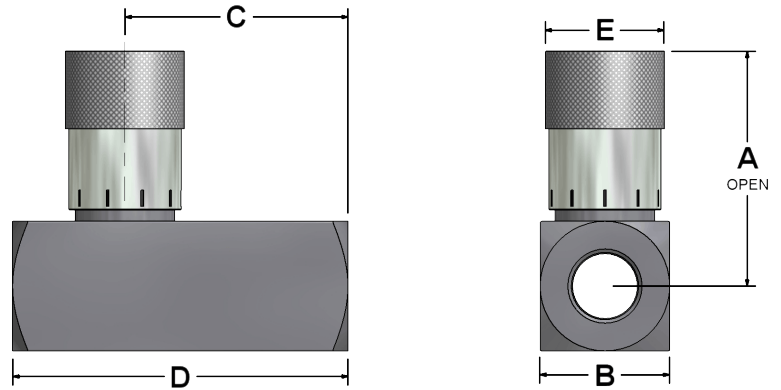
FC1H	Nominal Size	Port Thread	Performance Data				Dimensions (inches)						
			Flow GPM ¹	Metered Direction		Free Flow		A	B	C	D	E	Lbs.
				Orifice Area	Effective C _v	Orifice Area	Effective C _v						
FC1H-0125N	1/8"	1/8" NPT	3 GPM	0.0102	0.230	0.023	0.53	1.54	0.63	1.28	2.00	0.75	0.3
FC1H-0125B		1/8" BSPP	11 l/m										
FC1H-0250N	1/4"	1/4" NPT	5 GPM	0.0194	0.433	0.068	1.56	1.79	0.81	1.66	2.63	0.81	0.5
FC1H-0250B		1/4" BSPP	19 l/m										
FC1H-0375N	3/8"	3/8" NPT	8 GPM	0.0344	0.787	0.099	2.27	2.18	1.00	1.75	2.75	1.00	0.7
FC1H-0375B		3/8" BSPP	30 l/m										
FC1H-0375S		#6 SAE	5 GPM										
FC1H-0500N	1/2"	1/2" NPT	15 GPM	0.0427	0.976	0.224	5.11	2.70	1.25	2.23	3.44	1.19	1.5
FC1H-0500B		1/2" BSPP	57 l/m										
FC1H-0500S		#8 SAE	15 GPM										
FC1H-0625S	5/8"	#10 SAE	15 GPM	0.0427	0.976	0.224	5.11	2.70	1.25	2.56	4.00	1.19	1.8
FC1H-0750N	3/4"	3/4" NPT	25 GPM	0.1080	2.470	0.348	7.95	3.38	1.50	2.58	3.88	1.38	2.6
FC1H-0750B		3/4" BSPP	95 l/m										
FC1H-0750S		#12 SAE	25 GPM										
FC1H-1000N	1"	1" NPT	40 GPM	0.2300	5.250	0.453	10.35	4.87	1.75	3.22	5.00	1.88*	5.1
FC1H-1000B		1" BSPP	151 l/m	0.3070	7.000			5.15	2.25	3.50	5.62	1.88*	5.1
FC1H-1000S		#16 SAE	40 GPM										
FC1H-1250N	1 1/4"	1 1/4" NPT	70 GPM	0.2300	5.250	0.855	19.52	5.12	2.25	3.88	5.63	1.88*	8.1
FC1H-1250B		1 1/4" BSPP	265 l/m	0.3710	8.470			5.52	2.75	4.25	6.50	1.88	8.1
FC1H-1250S		#20 SAE	70 GPM										
FC1H-1500N	1 1/2"	1 1/2" NPT	100 GPM	0.2300	5.250	0.955	21.82	5.37	2.75	4.47	5.63	1.88*	10.2
FC1H-1500B		1 1/2" BSPP	380 l/m	0.3710	8.470			5.65	3.00	5.00	7.25	1.88*	10.2
FC1H-1500S		#24 SAE	100 GPM										
FC1H-2000N	2"	2" NPT	150 GPM	0.2300	5.250	1.046	23.90	5.75	3.50	5.31	6.50	1.88*	17.4
FC1H-2000B		2" BSPP	568 l/m	0.6010	13.410			6.44	4.00	6.13	9.00	1.88*	17.4
FC1H-2000S		#32 SAE	150 GPM										

NOTES: (1) Typical flows quoted in U.S. GPM, using 100 SUS Petroleum Based Fluid at 100°
(*) Means HEX



FC1H Flow Control

FC1H	Physical Parameters
VALVE BODY	Carbon Steel
POPPET	Stainless Steel, Hard Seat
SEALING	Buna-N Standard
WORKING PSI ($\frac{1}{8}$ "- $\frac{1}{2}$ ")	5000 PSI (345 Bar)
WORKING PSI (others)	3000 PSI (207 Bar)
SAFETY FACTOR	Minimum 3:1
RETURN FLOW CHECK	Present
CHECK VALVE SETTING	5 PSI (0,35 Bar)
TEMP RANGE	-40°F/250°F (-40°C/121°C)

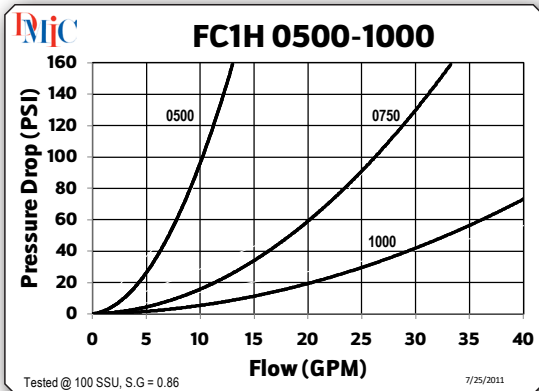
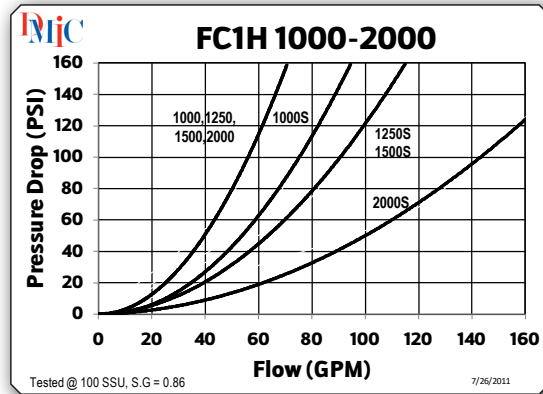
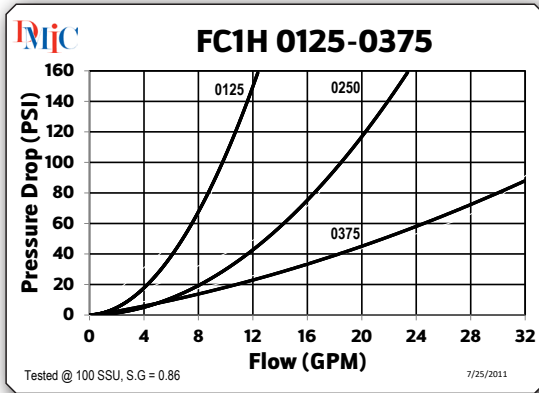


FC1 H - 1500 U

Model
H Steel, to 5000 PSI

Nominal Size
Expressed in 1/1000" units
Example: 0375= $\frac{3}{8}$ ", $\frac{1}{2}$ "=1500

Inlet Port Thread	
Standard US/Canada	
N	NPT
S	SAE ORB
Metric Standard	
B	BSP
Optional Threads (Call DMIC)	
T	BSPT



This valve series is factory sealed and disassembly will destroy the valve and void the warranty. Due to our policy of continual product improvement, the specifications in this catalog may change without notice. When designing by spec, please request a certified print.

