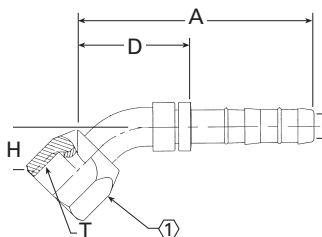


# EZ Clip system - GH001 Fittings

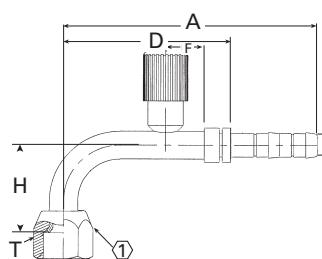
## FJ3059



### 45° female SAE 45° and universal flares

PART NUMBER	TH'D "T"	HOSE SIZE	A REF	D REF	F REF	H REF	① REF
FJ3059-0404S*	7/16-20	4	1.57	0.91	—	0.33	0.56
FJ3059-01-0606S†	5/8-18	6	2.61	1.08	—	0.39	0.75
FJ3059-02-0608S†	5/8-18	8	2.62	1.08	—	0.39	0.75
FJ3059-03-0808S*	3/4-16	8	2.97	1.43	—	0.55	0.88
FJ3059-04-0810S*	3/4-16	10	2.98	1.43	—	0.55	0.88
FJ3059-05-1010S*	7/8-14	10	3.08	1.53	—	0.63	1.00
FJ3059-06-1012S*	7/8-14	12	3.11	1.53	—	0.63	1.00

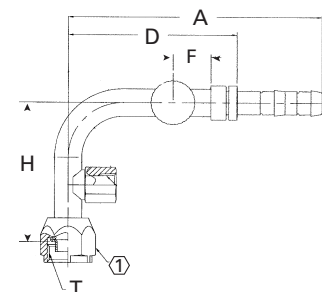
## FJ3133



### 90° female SAE 45° with high side charge port (R134a)

PART NUMBER	TH'D "T"	HOSE SIZE	A REF	D REF	F REF	H REF	① REF
FJ3133-01-0606S	5/8-18	6	4.35	2.82	0.63	1.28	0.75
FJ3133-02-0808S	3/4-16	8	4.61	3.07	0.63	1.53	0.88
FJ3133-03-1010S	7/8-14	10	4.80	3.25	0.63	1.84	0.88

## FJ3366

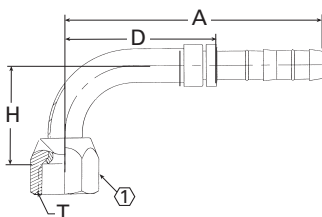


### SAE 90° and with R134a C/port and switch port (1/8-27 thd)

PART NUMBER	TH'D "T"	HOSE SIZE	A REF	D REF	F REF	H REF	① REF
FJ3366-01-0810S*	3/4-16	10	4.62	3.07	0.69	2.53	0.875
FJ3366-02-0808S*	3/4-16	8	4.61	3.07	0.69	2.53	0.875

\* MTO (made to order)

## FJ3149



### 90° female SAE 45° and universal flares

PART NUMBER	TH'D "T"	HOSE SIZE	A REF	D REF	F REF	H REF	① REF
FJ3149-0404S*	7/16-20	4	1.47	0.80	—	0.68	0.56
FJ3149-01-0606S†	5/8-18	6	2.51	0.98	—	0.85	0.75
FJ3149-02-0608S†	5/8-18	8	2.52	0.98	—	0.85	0.75
FJ3149-03-0808S*	3/4-16	8	2.74	1.20	—	1.09	0.88
FJ3149-04-1010S*	7/8-14	10	3.09	1.54	—	1.19	1.00
FJ3149-05-1012S*	7/8-14	12	3.09	1.54	—	1.19	1.00
FJ3149-06-1212S†	1-1/16-14	12	3.68	2.11	—	1.80	1.25
FJ3149-07-0810S*	7/8-14	10	2.83	1.30	—	1.09	0.88

† Double notch in nut for universal type identification

\* Universal flare