

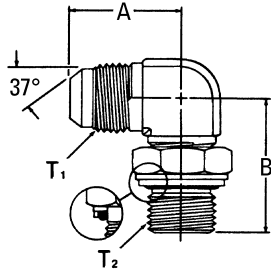
# Adapters and tube fittings

BSPP to SAE 37° flare,  
BSPT to SAE 37° flare and JIS 30° to SAE 37° flare

J

## BSPP to 37° flare

90° adjustable elbow  
SAE 37° male/BSPP male

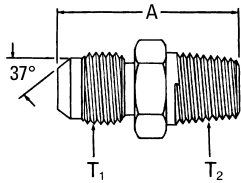


Part no. GG306-NP(Size)-(Dash size)

Dash size	Tube O.D.		Thread T1	Thread T2	A		B	
	mm	in			mm	in	mm	in
04-02	6,4	0.25	7/16-20	G1/8-28	22,6	0.89	26,4	1.04
04-04	6,4	0.25	7/16-20	G1/4-19	26,9	1.06	31,5	1.24
05-04	7,9	0.31	1/2-20	G1/4-19	26,9	1.06	31,5	1.24
06-04	9,7	0.38	9/16-18	G1/4-19	26,9	1.06	31,5	1.24
06-06	9,7	0.38	9/16-18	G3/8-19	28,5	1.12	36,6	1.44
08-06	12,7	0.50	3/4-16	G3/8-19	31,5	1.24	36,6	1.44
08-08	12,7	0.50	3/4-16	G1/2-14	34,0	1.34	42,9	1.69
10-08	16,0	0.63	7/8-14	G1/2-14	36,6	1.44	42,9	1.69
12-12	19,0	0.75	1 1/16-12	G3/4-14	41,9	1.65	49,0	1.93
16-16	25,4	1.00	1 5/16-12	G1-11	46,0	1.81	52,6	2.07
20-20	31,8	1.25	1 5/8-12	G1 1/4-11	52,0	2.05	56,9	2.24

## BSPT to SAE 37° flare

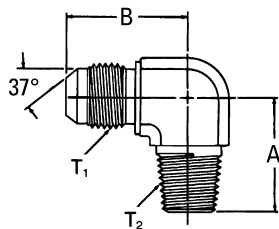
SAE 37° male/BSPT male



Part no. GG110-NP(Size)-(Dash size)

Dash size	Tube O.D.		Thread T1	Thread T2	A	
	mm	in			mm	in
04-02	6,4	0.25	7/16-20	R1/8-28	29,0	1.14
04-04	6,4	0.25	7/16-20	R1/4-19	33,0	1.30
06-04	9,7	0.38	9/16-18	R1/4-19	33,6	1.32
06-06	9,7	0.38	9/16-18	R3/8-19	33,6	1.32
08-06	12,7	0.50	3/4-16	R3/8-19	36,6	1.44
08-08	12,7	0.50	3/4-16	R1/2-14	40,4	1.59
10-08	16,0	0.63	7/8-14	R1/2-14	42,9	1.69
12-08	19,0	0.75	1 1/16-12	R1/2-14	47,5	1.87
12-12	19,0	0.75	1 1/16-12	R3/4-14	49,5	1.95
16-16	25,4	1.00	1 5/16-12	R1-11	52,6	2.07

90° elbow, SAE 37° male/BSPT male

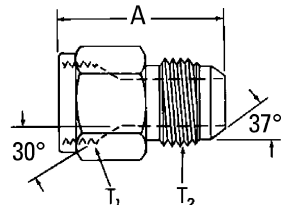


Part no. GG310-NP(Size)-(Dash size)

Dash size	Tube O.D.		Thread T1	Thread T2	A		B	
	mm	in			mm	in	mm	in
04-02	6,4	0.25	7/16-20	R1/8-28	20,6	0.81	23,4	0.92
04-04	6,4	0.25	7/16-20	R1/4-19	27,4	1.08	26,9	1.06
06-04	9,7	0.38	9/16-18	R1/4-19	27,5	1.08	27,0	1.06
06-06	9,7	0.38	9/16-18	R3/8-19	31,0	1.22	28,5	1.12
06-08	9,7	0.38	9/16-18	R1/2-14	37,1	1.46	31,0	1.22
08-06	12,7	0.50	3/4-16	R3/8-19	31,0	1.22	31,5	1.24
08-08	12,7	0.50	3/4-16	R1/2-14	37,1	1.46	34,0	1.34
12-12	19,0	0.75	1 1/16-12	R3/4-14	40,4	1.59	41,9	1.65
16-16	25,4	1.00	1 5/16-12	R1-11	50,0	1.97	46,0	1.81

## JIS 30° to SAE 37° flare

Female cone seat JIS 30° female cone seat/SAE 37° male



Part no. FF2593-(Dash size)

Dash size	Tube O.D.		Thread T1	Thread T2	A	
	mm	in			mm	in
0404S	6,4	0.25	G1/4-19	7/16-20	30,3	1.19
0606S	9,7	0.38	G3/8-19	9/16-18	30,7	1.21
0808S	12,7	0.50	G1/2-14	3/4-16	35,8	1.41
1212S	19,0	0.75	G3/4-14	1 1/16-12	43,2	1.70